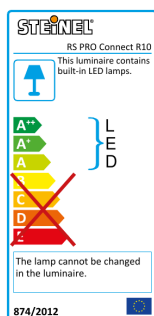


Sensor-switched indoor light - Professional Line

RS PRO Connect R10

warm white

EAN 4007841 057039



LED

36 years (Ø 4,5h / day)



3000K warm-white



high frequency sensor 360°



max. 10 m



2 - 2000 lux



5 sec - 60 min



soft light start



20 - 50% basic brightness



shock proof IK07



connectable via bluetooth

Function description

Round. And impressive all round. Connected lighting is as easy as this! The digital RS PRO Connect R10 sensor-switched light is wirelessly adjusted via Bluetooth and app. 4 lighting functions: basic light level, backlight, dimmable main light and emergency light. High-precision HF sensor for reliable detection (10 m reach). The opal diffuser shade provides an even distribution of light. Output 9 W with 1100 lm and 3000 K ø 300 x 55 mm.

RS PRO Connect R10

warm white

EAN 4007841 057039



Technical specifications

Dimensions (Ø x H)	300 x 55 mm
Mains power supply	220 – 240 V / 50 – 60 Hz
Sensor Technology	High frequency
Transmitter power	< 1 mW
Output	9 W
Interconnection	Yes
Type of interconnection	Master/master, Master/slave
Luminous flux	1100 lm
Colour temperature	3000 K
Colour variation LED	SDCM3
Colour Rendering Index CRI	80-89
With lamp	Yes, STEINEL LED system
Lamp	LED cannot be replaced
LED life expectancy (max. °C)	55000 h
LED life expectancy (25 °C)	60000 h
Drop in luminous flux in accordance with LM80	L80B50
Base	without
LED cooling system	Passive Thermo Control
With motion detector	Yes
Detection	also through glass, wood and stud walls
Detection angle	360 °
Angle of aperture	160 °
Capability of masking out individual segments	Yes
Electronic scalability	Yes

Mechanical scalability	No
Reach, radial	Ø 10 m (79 m²)
Reach, tangential	Ø 10 m (79 m²)
Main light adjustable	50 - 100 %
Continuous light	selectable
Photo-cell controller	Yes
Twilight setting	2 – 2000 lx
Time setting	5 s – 30 Min.
Basic light level function	Yes
Basic light level function, detail	LED effect light
Basic light level function time	10-30 min, all night
Functions	Group parameterisation, Manual ON / ON-OFF, Master/slave override, Neighbouring-group function, Presence function
Soft light start	Yes
Impact resistance	IK07
IP-rating	IP40
Protection class	II
Ambient temperature	-20 – 40 °C
Housing material	Plastic
Cover material	PC, opal
Manufacturer's Warranty	5 years
Settings via	Bluetooth
With remote control	No
Version	warm white
PU1, EAN	4007841057039

Accessories

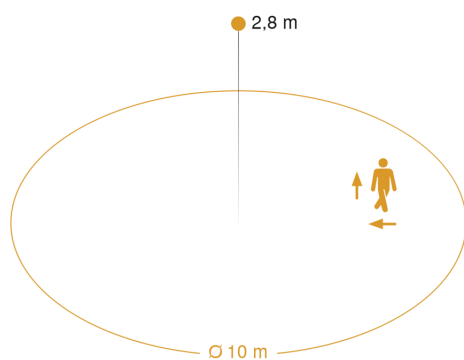
EAN 4007841 064143 R-series emergency light module

RS PRO Connect R10

warm white

EAN 4007841 057039

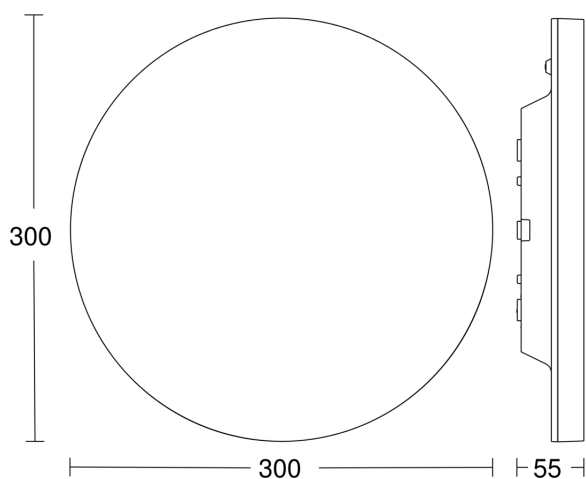
Detection Zone



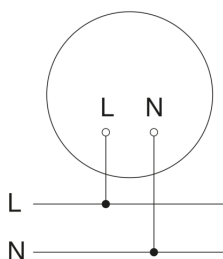
Mögliche Montagehöhe: 2,00 m – 4,00 m

Orange: radial und tangential

Dimension Drawing



Slave/wireless master interconnection circuit diagram



Master/master interconnection circuit diagram

