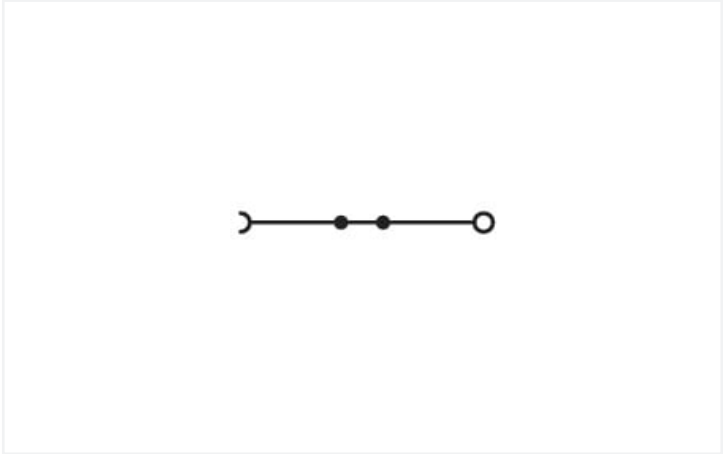



Color: ■ blue



Similar to illustration

Electrical data						
Ratings per		IEC/EN 60947-7-1			Power Loss	
Overvoltage category		III	III	II	Power loss, per pole (potential)	1.3619 W
Pollution degree		3	2	2	Rated current I _N for specified power loss	32 A
Nominal voltage	250 V	-	-	-	Resistance value for specified, current-dependent power loss	0.00133 Ω
Rated surge voltage	4 kV	-	-	-		
Rated current	32 A	-	-	-		

Connection data			
Connection points	1	Connection 1	
Total number of potentials	1	Connection technology	Push-in CAGE CLAMP®
Number of levels	1	Actuation type	Operating tool
Number of jumper slots	2	Connectable conductor materials	Copper
		Nominal cross-section	2.5 mm²
		Solid conductor	0.25 ... 4 mm² / 22 ... 12 AWG
		Solid conductor; push-in termination	0.75 ... 4 mm² / 18 ... 12 AWG
		Fine-stranded conductor	0.25 ... 4 mm² / 22 ... 12 AWG
		Fine-stranded conductor; with insulated ferrule	0.25 ... 2.5 mm² / 22 ... 14 AWG



Connection 1	
Fine-stranded conductor; with ferrule; push-in termination	1 ... 2.5 mm² / 18 ... 14 AWG
Note (conductor cross-section)	Depending on the conductor characteristic, a conductor with a smaller cross-section can also be inserted via push-in termination.
Strip length	10 ... 12 mm / 0.39 ... 0.47 inches
Wiring direction	Front-entry wiring

Physical data	
Width	5.2 mm / 0.205 inches
Height	56.6 mm / 2.228 inches
Depth from upper-edge of DIN-rail	37.7 mm / 1.484 inches

Mechanical data	
Mounting type	DIN-35 rail
Marking level	Center/side marking

Material data	
Note (material data)	Information on material specifications can be found here
Color	blue
Material group	I
Insulation material	Polyamide (PA66)
Flammability class per UL94	V0
Fire load	0.16 MJ
Weight	8.5 g


Environmental requirements	
Processing temperature	-35 ... +85 °C
Continuous operating temperature	-60 ... +105 °C

Commercial data	
Product Group	22 (TOPJOB S)
eCl@ss 10.0	27-14-11-38
eCl@ss 9.0	27-14-11-38
ETIM 8.0	EC001257
ETIM 7.0	EC001257
PU (SPU)	50 pcs
Packaging type	Box
Country of origin	PL
GTIN	4044918902625
Customs tariff number	85365080900




Environmental Product Compliance	
RoHS Compliance Status	Compliant,No Exemption


Approvals / Certificates

General approvals			Declarations of conformity and manufacturer's declarations		
					
Approval	Standard	Certificate Name	Approval	Standard	Certificate Name
CCA DEKRA Certification B.V.	EN 60947	NTR NL 7941	EU-Declaration of Confor- mity WAGO GmbH & Co. KG	-	-
KEMA/KEUR DEKRA Certification B.V.	EN 60947	71-124163	UK-Declaration of Confor- mity WAGO GmbH & Co. KG	-	-




Approvals for marine applications

		
Approval	Standard	Certificate Name
ABS American Bureau of Ship- ping	EN 60947	20-HG1941090-PDA
DNV GL Det Norske Veritas, Ger- manischer Lloyd	-	TAE00001V2

Downloads

Environmental Product Compliance	
Compliance Search	
Environmental Product Compliance 2002-7114	

Documentation

Additional Information			Bid Text		
Technical Section	pdf 2240.62 KB		2002-7114	18.04.2019	xml 3.81 KB 
			2002-7114	18.04.2019	docx 14.75 KB 



CAD/CAE-Data	
<div>CAD data</div> <div>2D/3D Models 2002-7114</div> <div>↓</div>	<div>CAE data</div> <div>EPLAN Data Portal 2002-7114</div> <div>↓</div>
	<div>WSCAD Universe 2002-7114</div> <div>↓</div>
	<div>ZUKEN Portal 2002-7114</div> <div>↓</div>

1 Compatible Products
1.1 Required Accessories
1.1.1 End plate
1.1.1.1 End plate



[Item No.: 2002-7192](#)
End and intermediate plate; 0.8 mm thick;
orange

1.2 Optional Accessories			
1.2.1 DIN-rail			
1.2.1.1 Mounting accessories			
<div></div> <div>Item No.: 210-196 Aluminum carrier rail; 35 x 8.2 mm; 1.6 mm thick; 2 m long; unslotted; similar to EN 60715; silver-colored</div>	<div></div> <div>Item No.: 210-198 Copper carrier rail; 35 x 15 mm; 2.3 mm thick; 2 m long; unslotted; according to EN 60715; copper-colored</div>	<div></div> <div>Item No.: 210-508 Steel carrier rail; 35 x 15 mm; 1.5 mm thick; 2 m long; slotted; galvanized; similar to EN 60715; silver-colored</div>	<div></div> <div>Item No.: 210-197 Steel carrier rail; 35 x 15 mm; 1.5 mm thick; 2 m long; slotted; similar to EN 60715; silver-colored</div>
<div></div> <div>Item No.: 210-506 Steel carrier rail; 35 x 15 mm; 1.5 mm thick; 2 m long; unslotted; galvanized; similar to EN 60715; silver-colored</div>	<div></div> <div>Item No.: 210-114 Steel carrier rail; 35 x 15 mm; 1.5 mm thick; 2 m long; unslotted; similar to EN 60715; silver-colored</div>	<div></div> <div>Item No.: 210-118 Steel carrier rail; 35 x 15 mm; 2.3 mm thick; 2 m long; unslotted; according to EN 60715; silver-colored</div>	<div></div> <div>Item No.: 210-115 Steel carrier rail; 35 x 7.5 mm; 1 mm thick; 2 m long; slotted; according to EN 60715; "Hole width 18 mm; silver-colored</div>
<div></div> <div>Item No.: 210-112 Steel carrier rail; 35 x 7.5 mm; 1 mm thick; 2 m long; slotted; according to EN 60715; "Hole width 25 mm; silver-colored</div>	<div></div> <div>Item No.: 210-504 Steel carrier rail; 35 x 7.5 mm; 1 mm thick; 2 m long; slotted; galvanized; according to EN 60715; silver-colored</div>	<div></div> <div>Item No.: 210-113 Steel carrier rail; 35 x 7.5 mm; 1 mm thick; 2 m long; unslotted; according to EN 60715; silver-colored</div>	<div></div> <div>Item No.: 210-505 Steel carrier rail; 35 x 7.5 mm; 1 mm thick; 2 m long; unslotted; galvanized; according to EN 60715; silver-colored</div>



1.2.2 Ferrule

1.2.2.1 Ferrule



Item No.: 216-241
Ferrule; Sleeve for 0.5 mm² / 20 AWG; insulated; electro-tin plated; electrolytic copper; gastight crimped; acc. to DIN 46228, Part 4/09.90; white



Item No.: 216-242
Ferrule; Sleeve for 0.75 mm² / 18 AWG; insulated; electro-tin plated; electrolytic copper; gastight crimped; acc. to DIN 46228, Part 4/09.90; gray



Item No.: 216-262
Ferrule; Sleeve for 0.75 mm² / 18 AWG; insulated; electro-tin plated; electrolytic copper; gastight crimped; acc. to DIN 46228, Part 4/09.90; gray



Item No.: 216-243
Ferrule; Sleeve for 1 mm² / AWG 18; insulated; electro-tin plated; electrolytic copper; gastight crimped; acc. to DIN 46228, Part 4/09.90; red



Item No.: 216-263
Ferrule; Sleeve for 1 mm² / AWG 18; insulated; electro-tin plated; electrolytic copper; gastight crimped; acc. to DIN 46228, Part 4/09.90; red



Item No.: 216-244
Ferrule; Sleeve for 1.5 mm² / AWG 16; insulated; electro-tin plated; electrolytic copper; gastight crimped; acc. to DIN 46228, Part 4/09.90; black



Item No.: 216-264
Ferrule; Sleeve for 1.5 mm² / AWG 16; insulated; electro-tin plated; electrolytic copper; gastight crimped; acc. to DIN 46228, Part 4/09.90; black



Item No.: 216-246
Ferrule; Sleeve for 2.5 mm² / AWG 14; insulated; electro-tin plated; electrolytic copper; gastight crimped; acc. to DIN 46228, Part 4/09.90; blue



Item No.: 216-266
Ferrule; Sleeve for 2.5 mm² / AWG 14; insulated; electro-tin plated; electrolytic copper; gastight crimped; acc. to DIN 46228, Part 4/09.90; blue

1.2.3 Installation

1.2.3.1 Cover



Item No.: 709-156
Cover; Type 3; suitable for cover carrier, type 3; 1 m long; transparent

1.2.3.2 Cover carrier



Item No.: 709-169
Cover carrier; Type 3; incl. fixing/retaining screws and knurled nut; suitable for 279 to 282 and 880 Series rail-mounted terminal blocks; suitable for 264 Series miniature rail-mounted terminal blocks; suitable for 270 Series sensor and actuator terminal blocks; gray

1.2.3.3 Mounting accessories

















































Item No.: 2009-304
Busbar carrier; not suitable for use as end stop; for DIN 35 rail; 1.5 mm thick; blue



Item No.: 2009-305
Busbar carrier; with end stop function and detachable separator plate; for DIN 35 rail; 7.5 mm thick; blue



1.2.4 Insulation stop			
1.2.4.1 Insulation stop			
			
<p>Item No.: 2002-171 Insulation stop; 0.25 - 0.5 mm²; 5 pieces/strip; light gray</p>	<p>Item No.: 2002-172 Insulation stop; 0.75 - 1 mm²; 5 pieces/strip; dark gray</p>		
1.2.5 Jumper			
1.2.5.1 Jumper			
			
<p>Item No.: 2002-400 Continuous jumper; 2-way; insulated; light gray</p>	<p>Item No.: 2002-423/000-006 Continuous jumper; from 1 to 3; insulated; blue</p>	<p>Item No.: 2002-423 Continuous jumper; from 1 to 3; insulated; light gray</p>	<p>Item No.: 2002-423/000-005 Continuous jumper; from 1 to 3; insulated; red</p>
			
<p>Item No.: 2002-424/000-006 Continuous jumper; from 1 to 4; insulated; blue</p>	<p>Item No.: 2002-424 Continuous jumper; from 1 to 4; insulated; light gray</p>	<p>Item No.: 2002-424/000-005 Continuous jumper; from 1 to 4; insulated; red</p>	<p>Item No.: 2002-406/020-000 Delta jumper; insulated; light gray</p>
			
<p>Item No.: 2002-410/000-006 Jumper; 10-way; insulated; blue</p>	<p>Item No.: 2002-410 Jumper; 10-way; insulated; light gray</p>	<p>Item No.: 2002-410/000-005 Jumper; 10-way; insulated; red</p>	<p>Item No.: 2002-402/000-006 Jumper; 2-way; insulated; blue</p>
			
<p>Item No.: 2002-402 Jumper; 2-way; insulated; light gray</p>	<p>Item No.: 2002-402/000-005 Jumper; 2-way; insulated; red</p>	<p>Item No.: 2002-403/000-006 Jumper; 3-way; insulated; blue</p>	<p>Item No.: 2002-403 Jumper; 3-way; insulated; light gray</p>
			
<p>Item No.: 2002-403/000-005 Jumper; 3-way; insulated; red</p>	<p>Item No.: 2002-404/000-006 Jumper; 4-way; insulated; blue</p>	<p>Item No.: 2002-404 Jumper; 4-way; insulated; light gray</p>	<p>Item No.: 2002-404/000-005 Jumper; 4-way; insulated; red</p>
			
<p>Item No.: 2002-405/000-006 Jumper; 5-way; insulated; blue</p>	<p>Item No.: 2002-405 Jumper; 5-way; insulated; light gray</p>	<p>Item No.: 2002-405/000-005 Jumper; 5-way; insulated; red</p>	<p>Item No.: 2002-406/000-006 Jumper; 6-way; insulated; blue</p>
			
<p>Item No.: 2002-406 Jumper; 6-way; insulated; light gray</p>	<p>Item No.: 2002-406/000-005 Jumper; 6-way; insulated; red</p>	<p>Item No.: 2002-407/000-006 Jumper; 7-way; insulated; blue</p>	<p>Item No.: 2002-407 Jumper; 7-way; insulated; light gray</p>
			
<p>Item No.: 2002-407/000-005 Jumper; 7-way; insulated; red</p>	<p>Item No.: 2002-408/000-006 Jumper; 8-way; insulated; blue</p>	<p>Item No.: 2002-408 Jumper; 8-way; insulated; light gray</p>	<p>Item No.: 2002-408/000-005 Jumper; 8-way; insulated; red</p>
			
<p>Item No.: 2002-409/000-006 Jumper; 9-way; insulated; blue</p>	<p>Item No.: 2002-409 Jumper; 9-way; insulated; light gray</p>	<p>Item No.: 2002-409/000-005 Jumper; 9-way; insulated; red</p>	<p>Item No.: 2002-440 Jumper; from 1 to 10; insulated; light gray</p>
			
<p>Item No.: 2002-433 Jumper; from 1 to 3; insulated; light gray</p>	<p>Item No.: 2002-434 Jumper; from 1 to 4; insulated; light gray</p>	<p>Item No.: 2002-435 Jumper; from 1 to 5; insulated; light gray</p>	<p>Item No.: 2002-436 Jumper; from 1 to 6; insulated; light gray</p>
			
<p>Item No.: 2002-437 Jumper; from 1 to 7; insulated; light gray</p>	<p>Item No.: 2002-438 Jumper; from 1 to 8; insulated; light gray</p>	<p>Item No.: 2002-439 Jumper; from 1 to 9; insulated; light gray</p>	<p>Item No.: 2002-480 Staggered jumper; 10-way; insulated; light gray</p>



1.2.5.1 Jumper



Item No.: 2002-481
Staggered jumper; 11-way; insulated; light gray



Item No.: 2002-482
Staggered jumper; 12-way; insulated; light gray



Item No.: 2002-473/011-000
Staggered jumper; 2-way; from 1 to 3; insulated; light gray



Item No.: 2002-472
Staggered jumper; 2-way; insulated; light gray



Item No.: 2002-473
Staggered jumper; 3-way; insulated; light gray



Item No.: 2002-475/011-000
Staggered jumper; 3-way; insulated; light gray



Item No.: 2002-474
Staggered jumper; 4-way; insulated; light gray



Item No.: 2002-475
Staggered jumper; 5-way; insulated; light gray



Item No.: 2002-476
Staggered jumper; 6-way; insulated; light gray



Item No.: 2002-477
Staggered jumper; 7-way; insulated; light gray



Item No.: 2002-478
Staggered jumper; 8-way; insulated; light gray



Item No.: 2002-479
Staggered jumper; 9-way; insulated; light gray



Item No.: 2002-477/011-000
Staggered jumper; insulated; light gray



Item No.: 2002-479/011-000
Staggered jumper; insulated; light gray



Item No.: 2002-481/011-000
Staggered jumper; insulated; light gray



Item No.: 2002-405/011-000
Star point jumper; 3-way; insulated; light gray

1.2.6 Lock-out

1.2.6.1 Locking system



Item No.: 2005-7300
Lock-out; prevents reclosing of slide link; Snap-in type; for 2002 and 2005 Series; orange

1.2.7 Marking

1.2.7.1 Group marker carrier



Item No.: 2009-191
Group marker carrier; gray



Item No.: 2009-192
Group marker carrier; gray



Item No.: 2009-193
Group marker carrier; gray

1.2.7.2 Marker



Item No.: 2009-145/000-006
Mini-WSB Inline; for Smart Printer; 1700 pieces on roll; stretchable 5 - 5.2 mm; plain; snap-on type; blue



Item No.: 2009-145/000-007
Mini-WSB Inline; for Smart Printer; 1700 pieces on roll; stretchable 5 - 5.2 mm; plain; snap-on type; gray



Item No.: 2009-145/000-023
Mini-WSB Inline; for Smart Printer; 1700 pieces on roll; stretchable 5 - 5.2 mm; plain; snap-on type; green



Item No.: 2009-145/000-012
Mini-WSB Inline; for Smart Printer; 1700 pieces on roll; stretchable 5 - 5.2 mm; plain; snap-on type; orange



Item No.: 2009-145/000-005
Mini-WSB Inline; for Smart Printer; 1700 pieces on roll; stretchable 5 - 5.2 mm; plain; snap-on type; red



Item No.: 2009-145/000-024
Mini-WSB Inline; for Smart Printer; 1700 pieces on roll; stretchable 5 - 5.2 mm; plain; snap-on type; violet



Item No.: 2009-145
Mini-WSB Inline; for Smart Printer; 1700 pieces on roll; stretchable 5 - 5.2 mm; plain; snap-on type; white



Item No.: 2009-145/000-002
Mini-WSB Inline; for Smart Printer; 1700 pieces on roll; stretchable 5 - 5.2 mm; plain; snap-on type; yellow



Item No.: 248-501/000-006
Mini-WSB marking card; as card; not stretchable; plain; snap-on type; blue



Item No.: 248-501/000-007
Mini-WSB marking card; as card; not stretchable; plain; snap-on type; gray



Item No.: 248-501/000-023
Mini-WSB marking card; as card; not stretchable; plain; snap-on type; green



Item No.: 248-501/000-017
Mini-WSB marking card; as card; not stretchable; plain; snap-on type; light green



1.2.7.2 Marker



Item No.: 248-501/000-012
Mini-WSB marking card; as card; not stretchable; plain; snap-on type; orange



Item No.: 248-501/000-005
Mini-WSB marking card; as card; not stretchable; plain; snap-on type; red



Item No.: 248-501/000-024
Mini-WSB marking card; as card; not stretchable; plain; snap-on type; violet



Item No.: 248-501
Mini-WSB marking card; as card; not stretchable; plain; snap-on type; white



Item No.: 248-501/000-002
Mini-WSB marking card; as card; not stretchable; plain; snap-on type; yellow



Item No.: 793-5501/000-006
WMB marking card; as card; for terminal block width 5 - 17.5 mm; stretchable 5 - 5.2 mm; plain; snap-on type; blue



Item No.: 793-5501/000-014
WMB marking card; as card; for terminal block width 5 - 17.5 mm; stretchable 5 - 5.2 mm; plain; snap-on type; brown



Item No.: 793-5501/000-007
WMB marking card; as card; for terminal block width 5 - 17.5 mm; stretchable 5 - 5.2 mm; plain; snap-on type; gray



Item No.: 793-5501/000-023
WMB marking card; as card; for terminal block width 5 - 17.5 mm; stretchable 5 - 5.2 mm; plain; snap-on type; green



Item No.: 793-5501/000-017
WMB marking card; as card; for terminal block width 5 - 17.5 mm; stretchable 5 - 5.2 mm; plain; snap-on type; light green



Item No.: 793-5501/000-012
WMB marking card; as card; for terminal block width 5 - 17.5 mm; stretchable 5 - 5.2 mm; plain; snap-on type; orange



Item No.: 793-5501/000-005
WMB marking card; as card; for terminal block width 5 - 17.5 mm; stretchable 5 - 5.2 mm; plain; snap-on type; red



Item No.: 793-5501/000-024
WMB marking card; as card; for terminal block width 5 - 17.5 mm; stretchable 5 - 5.2 mm; plain; snap-on type; violet



Item No.: 793-5501
WMB marking card; as card; for terminal block width 5 - 17.5 mm; stretchable 5 - 5.2 mm; plain; snap-on type; white



Item No.: 793-5501/000-002
WMB marking card; as card; for terminal block width 5 - 17.5 mm; stretchable 5 - 5.2 mm; plain; snap-on type; yellow



Item No.: 2009-115/000-006
WMB-Inline; for Smart Printer; 1500 pieces on roll; stretchable 5 - 5.2 mm; plain; snap-on type; blue



Item No.: 2009-115/000-007
WMB-Inline; for Smart Printer; 1500 pieces on roll; stretchable 5 - 5.2 mm; plain; snap-on type; gray



Item No.: 2009-115/000-023
WMB-Inline; for Smart Printer; 1500 pieces on roll; stretchable 5 - 5.2 mm; plain; snap-on type; green



Item No.: 2009-115/000-017
WMB-Inline; for Smart Printer; 1500 pieces on roll; stretchable 5 - 5.2 mm; plain; snap-on type; light green



Item No.: 2009-115/000-012
WMB-Inline; for Smart Printer; 1500 pieces on roll; stretchable 5 - 5.2 mm; plain; snap-on type; orange



Item No.: 2009-115/000-005
WMB-Inline; for Smart Printer; 1500 pieces on roll; stretchable 5 - 5.2 mm; plain; snap-on type; red



Item No.: 2009-115/000-024
WMB-Inline; for Smart Printer; 1500 pieces on roll; stretchable 5 - 5.2 mm; plain; snap-on type; violet



Item No.: 2009-115
WMB-Inline; for Smart Printer; 1500 pieces on roll; stretchable 5 - 5.2 mm; plain; snap-on type; white



Item No.: 2009-115/000-002
WMB-Inline; for Smart Printer; 1500 pieces on roll; stretchable 5 - 5.2 mm; plain; snap-on type; yellow

1.2.7.3 Marker carrier



Item No.: 2002-161
Adaptor; gray



Item No.: 2009-198
Adaptor; gray

1.2.7.4 Marking strip



Item No.: 2009-110
Marking strips; for Smart Printer; on reel; not stretchable; plain; snap-on type; white

1.2.8 N-busbar

1.2.8.1 Mounting accessories



Item No.: 210-133
Busbar; tin-plated; 1000 mm long; Cu 10 mm x 3 mm; white

1.2.9 Test and measurement

1.2.9.1 Testing accessories



Item No.: 2002-511
Modular TOPJOB®S connector; modular; for jumper contact slot; 1-pole; 2,50 mm²; gray



Item No.: 2002-549
Spacer module; modular; e.g., for bridging commoned terminal blocks; gray



Item No.: 2002-649
TOPJOB®S L-type spacer module; modular; e.g., for bridging commoned terminal blocks; gray



Item No.: 2002-611
TOPJOB®S L-type test plug module; modular; 1-pole; 2,50 mm²; gray

1.2.10 Tool

1.2.10.1 Operating tool



Item No.: 210-658
Operating tool; Blade: 3.5 x 0.5 mm; with a partially insulated shaft; angled; short; multicoloured



Item No.: 210-720
Operating tool; Blade: 3.5 x 0.5 mm; with a partially insulated shaft; multicoloured


Installation Notes

Conductor termination




All conductor types at a glance

Busbar



Mounting busbars on busbar carriers: Insert busbar ends onto large busbar carriers (Item No. 2009-305) or onto supply terminal blocks with an integrated busbar carrier.



The busbar transparent cover (Item No. 777-303) protects the busbar against accidental contact and makes it easy to see which terminal blocks are connected to the busbar.