

96635808 CONTUS 5500-840 L1500 WB HF WH


LED LED 35W CNT5500-840WB	CB	UK CA	IP20	halogen	IK07		CE		EAC			650°C	
----------------------------------	----	----------	------	---------	------	--	----	--	-----	--	--	-------	--

Contus

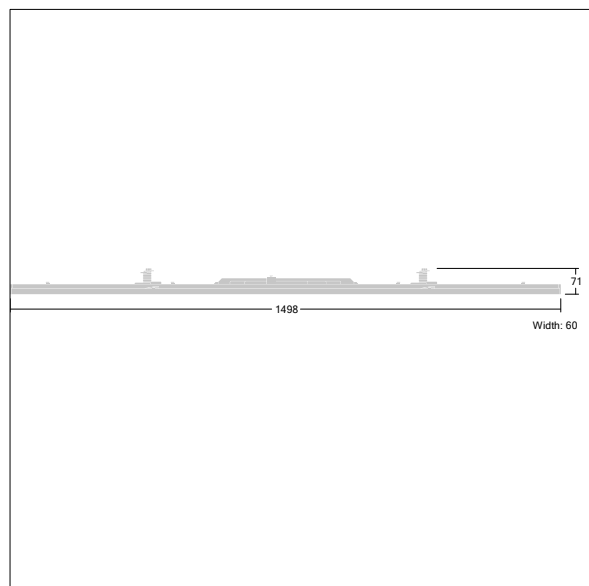
An energy-efficient, linear continuous-row luminaire with 64 highly efficient mid-power LEDs per module with wide beam light distribution. Fixed output LED driver. Body: sheet steel coated with polyester lacquer finish, white. Class I electrical, IP20, IK07. All-in-one solution: lighting batten, lamp and reflector are combined in one product to produce a 100 % continuous LED light line without gaps or interruptions. The luminaire design fully matches the trunking to create a seamless system. Colour rendering Ra > 80, colour temperature 4000 K.

Please obtain advice from your local representative if you are planning to use the luminaire in environments containing chemical pollutants.

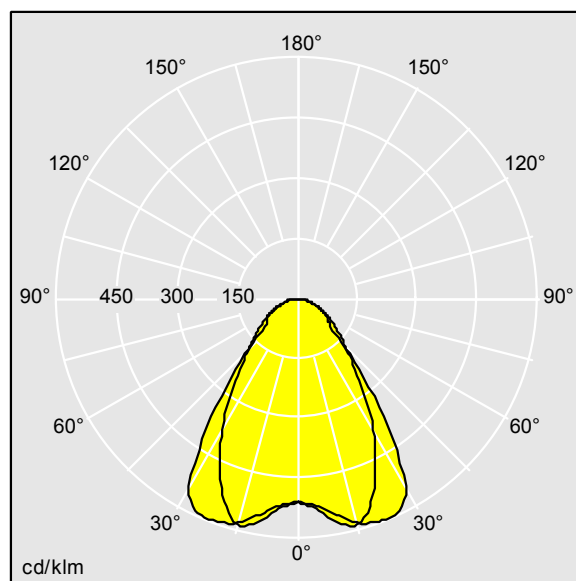
Dimensions: 1498 x 60 x 71 mm
Luminaire input power: 35 W
Luminaire luminous flux: 5580 lm
Luminaire efficacy: 159 lm/W
Weight: 2.13 kg



TLG_CONT_F_BATTEN.jpg



TL_CONTUS_M_L1500.wmf



D44964AA_CONTUS_5500-840_L1500_WB_HF_WH.ltd

Lamp position: STD - standard
Light Source: LED
Luminaire luminous flux*: 5580 lm
Luminaire efficacy*: 159 lm/W
Colour Rendering Index min.: 80
Ballast: 1 x 87501029 LC 43/235/183 fixC Ip SNC4
ZUM
Correlated colour temperature*: 4000 Kelvin
LOR: 1,00 ULOR: 0,00 DLOR: 1,00

Chromaticity tolerance (initial MacAdam): 3
Rated median useful life*:
L80 50000h at 25°C
Luminaire input power*: 35 W Power factor = 0.95
Standby Power*: 0.2 W
Dimming: FIX
Maintenance category CIE 97: D - Enclosed IP2X
Total harmonic distortion (THD): 20.00 %

This product contains a light source of energy efficiency class D.

All values marked with an * are rated values. Thorn uses tried and tested components from leading suppliers, however there may be isolated instances of technology-related failures of individual LEDs during the rated product lifetime. International standards set the tolerance in initial flux and connected load at $\pm 10\%$. Unless stated otherwise, the values apply to an ambient temperature of 25°C.

Thorn Lighting is constantly developing and improving its products. The right is reserved to change specifications without prior notification or public announcement.
© Thorn Lighting