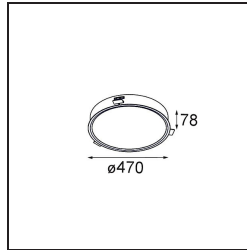


Date
Customer
Project
Type

Flat Moon Recessed 470 lx LED 3000K DALI DI White Structure



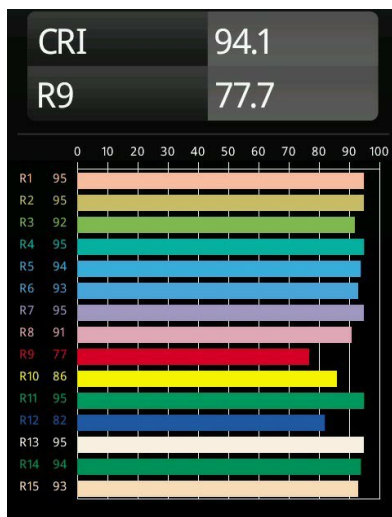
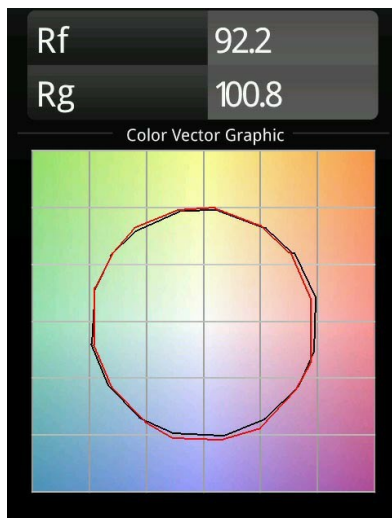
When minimalist, general lighting design meets the celestial. Our slim and round Flat Moon family offers a LED PCB solution that produces a homogeneous light surface we can't stop looking at. Either full or eclipsed, Flat Moon lights your space with the calm and beauty you expect.



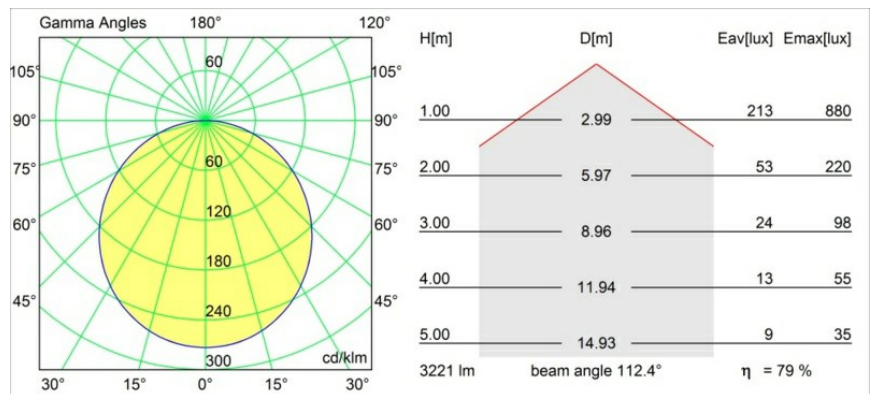
Specifications

Material	13280409
Light Source Type	LED
LED Type	FLAT MOON LED
LED technology	LED PCB
CRI	Min. 90
Colour Temperature	3000K
Lifetime	L80B20 @50,000 Hours
Lamp Included	Yes
Number of Light Sources	1
CIE flux code	46 77 95 100 79
Binning (SDCM)	3
Light Direction	Down
Input Voltage	230V
Luminaire power (W)	29.4
Electrical Class	I
IP Rating	20
Glow wire rating (°C)	650
Dimming Protocol	DALI
DALI Standard	DALI-2
Indoor/Outdoor	Indoor
Application	Ceiling
Mounting	Recessed
Cut-out size (mm)	ø450
Mounting depth (mm)	150.0
Adjustability	Not Applicable
Distance to Lighted Object (m)	0,1
Primary Colour & Primary Finish	White, Structure
Gross weight (g)	5330.0
Delivered lumens (lm)	2545
Efficacy (lm/W)	87
Glare rating	23

TM30 & CRI diagram



Light distribution & beam diagram





Optical Accessories

13289000 Flat moon prismatic diffuser 450/470

13289100 Flat moon ice prismatic diffuser 450/470

☐ Choose a required accessory