

## L 15 W/830

LUMILUX T8 | Tubular fluorescent lamps 26 mm, with G13 bases



### Areas of application

- Public buildings
- Office lighting
- Industry
- Shops
- Supermarkets and department stores
- Street lighting
- Outdoor applications only in suitable luminaires

### Product benefits

- Proven lamp technology
- Good economy thanks to high efficiency
- Available in many different light colors (2,700...8,000 K) for various applications

### Product features

- Very good lumen maintenance: 90 % throughout the service lifetime of the lamp
- Good color rendering group: 1B ( $R_a$ : 80...89)
- Dimmable
- Top-quality three-band phosphor: LUMILUX



Technical data

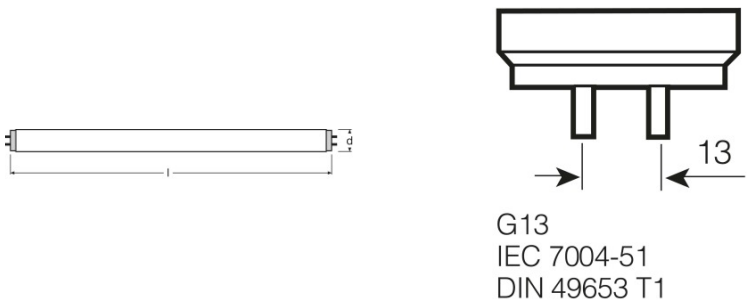
Electrical data

Nominal wattage	15.0 W
Rated lamp efficacy (HF data 25 °C)	Under clarification by authority and standardization body
Rated lamp efficacy (standard condition)	63 lm/W
Rated wattage	15.00 W

Photometrical data

Color rendering index Ra	≥80
Rated luminous flux	950 lm
Luminous flux at 25 °C	950 lm
Light color	830
Color temperature	3000 K
Nominal luminous flux	950 lm
Light color as per EN 12464-1	LUMILUX Warm White
Rated LLMF at 2,000 h	0.95
Rated LLMF at 4,000 h	0.92
Rated LLMF at 6,000 h	0.91
Rated LLMF at 8,000 h	0.90
Rated LLMF at 12,000 h	0.89
Color coordinates chromaticity diagram	0.44/0.403

Dimensions & weight



Tube diameter	26 mm
Length	438.0 mm
Length with base excl. base pins/connection	438.00 mm
Diameter	26.0 mm

## Product datasheet

Maximum diameter	26.0 mm
------------------	---------

### Temperatures

Rated ambient temp.w.max.luminous flux	25.0 °C
--	---------

### Lifespan

Service life	16000 h <sup>1)</sup>
Lifespan	20000 h <sup>1)</sup>
Rated lamp survival factor at 2,000 h	0.99
Rated lamp survival factor at 4,000 h	0.99
Rated lamp survival factor at 6,000 h	0.99
Rated lamp survival factor at 8,000 h	0.99
Rated lamp survival factor at 12,000 h	0.90
Operation mode LLMF/LSF	50 Hz
Rated lamp life time	20000 h
Nominal lamp life time	20000 h

<sup>1)</sup> With preheat ECG

### Additional product data

Base (standard designation)	G13
Lamp mercury content	2.5 mg
Appropriate disposal acc. to WEEE	Yes

### Capabilities

Dimmable	Yes
Suitable for indoor	Yes

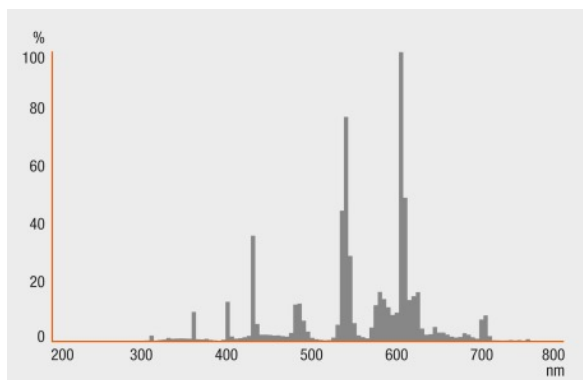
### Certificates & standards

Energy efficiency class	B
Energy consumption	19 kWh/1000h

## Product datasheet

### Light Distribution

---



---

### Spectral power distribution

---

### System guarantee

OSRAM System+ Guarantee in combination with OSRAM ECGs



---

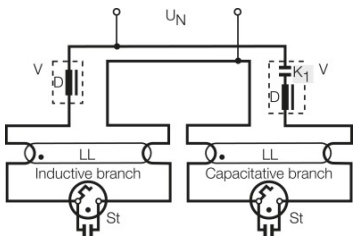
### Guarantee

---

### Safety advice

In case of lamp breakage: [www.osram.com/brokenlamp](http://www.osram.com/brokenlamp)

Product datasheet



Circuit diagram

Logistical Data

Product code	Product description	Packaging unit (Pieces/Unit)	Dimensions (length x width x height)	Volume	Gross weight
4050300446028	L 15 W/830	Shipping carton box 25	396 mm x 230 mm x 145 mm	13.21 dm <sup>3</sup>	2009.00 g

The mentioned product code describes the smallest quantity unit which can be ordered. One shipping unit can contain one or more single products. When placing an order, for the quantity please enter single or multiples of a shipping unit.

References / Links

For more information on the system guarantee and the terms and conditions of the guarantee visit

▶ [www.osram.com/system-guarantee](http://www.osram.com/system-guarantee)

For more information on QUICKTRONIC electronic control gear go to

▶ [www.osram.com/QUICKTRONIC](http://www.osram.com/QUICKTRONIC)

Disclaimer

Subject to change without notice. Errors and omission excepted. Always make sure to use the most recent release.

## L 15 W/830

LUMILUX T8 | Tubular fluorescent lamps 26 mm, with G13 bases

Product name	Product name ECG	EAN	Nominal current	Nominal wattage + Power loss	Luminous flux at 35 °C	Number of lighting outlets
L 15W/830	QT-ECO 1x18-24/220-240 L	4050300660417	0.13 A	17.00 W	950 lm	1
	QT-ECO 1x18-24/220-240 S	4050300638560	0.13 A	17.00 W	950 lm	1
	QTP-DL 1x18-24	4008321117861	0.08 A	17.00 W	950 lm	1
	QTP-DL 2x18-24	4008321117885	0.15 A	32.00 W	950 lm	2
	QTP-OPTIMAL 1x18-40	4008321873743		13.50 W	950 lm	1
	QTP-OPTIMAL 2x18-40	4008321873767		27.00 W	950 lm	2