


**Data sheet | Item number: 2002-405**

Jumper; 5-way; insulated; light gray

[www.wago.com/2002-405](http://www.wago.com/2002-405)



Color: 

**Data**

**Electrical data**

Subject to changes. Please also observe the further product documentation!

WAGO GmbH & Co. KG  
Hansastr. 27  
32423 Minden  
Phone: +49571 887-0 | Fax: +49571 887-169  
Email: [info.de@wago.com](mailto:info.de@wago.com) | Web: [www.wago.com](http://www.wago.com)

Do you have any questions about our products?  
We are always happy to take your call at +49 (571) 887-44222.



## Ratings per IEC/EN

Nominal voltage (III/3)	800 V
Rated current	25 A

## Ex information

Rated current (Ex e II)	20 A
-------------------------	------

## Physical data

Width	24.3 mm / 0.957 inch
Height	4.1 mm / 0.161 inch
Depth	19 mm / 0.748 inch
Jumper assignment	5-way

## Material data

Note on material data	Information on material data can be found here
Color	light gray
Fire load	0.017 MJ
Weight	2.4 g

## Commercial data

Product Group	22 (TOPJOB S)
PU (SPU)	25 Stück
Packaging type	bag
Country of origin	DE
GTIN	4055143687393
Customs tariff number	85366990990

## Downloads

### Documentation

#### Bid Text

2002-405 X81 - Datei	Feb 19, 2019	xml 2.6 kB	Download
2002-405	Apr 27, 2017	doc 24.1 kB	Download

Subject to changes. Please also observe the further product documentation!



doc - Datei

---

#### Additional Information

Technical Section	pdf	Download
Technical explanations	2.2 MB	

---

#### CAD/CAE-Data

##### CAD data

2D/3D Models 2002-405	URL	Download
-----------------------	-----	----------

---

##### CAE data

EPLAN Data Portal 2002-405	URL	Download
----------------------------	-----	----------

---

WSCAD Universe 2002-405	URL	Download
-------------------------	-----	----------

---

ZUKEN Portal 2002-405	URL	Download
-----------------------	-----	----------

---

#### Environmental Product Compliance

##### Compliance Search

Environmental Product Compliance 2002-405	URL	Download
Jumper; 5-way; insulated; light gray		

---

#### Installation Notes


##### Commoning

Subject to changes. Please also observe the further product documentation!

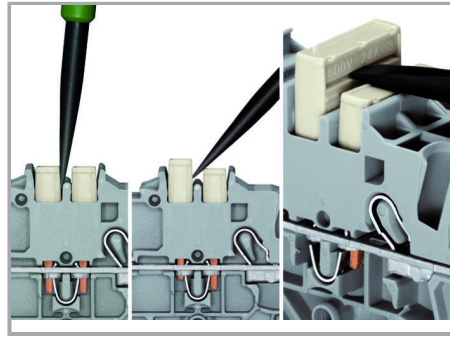
---

WAGO GmbH & Co. KG  
Hansastr. 27  
32423 Minden  
Phone: +49571 887-0 | Fax: +49571 887-169  
Email: [info.de@wago.com](mailto:info.de@wago.com) | Web: [www.wago.com](http://www.wago.com)

Do you have any questions about our products?  
We are always happy to take your call at +49 (571) 887-44222.



Insert push-in type jumper bar and push down until it hits backstop..



#### Removing a push-in type jumper bar:


Insert the operating tool between the jumper and partition wall of the dual jumper slots, then lift up the jumper.

Place the operating tool in the center of jumpers for up to five contacts (see above), or alternately on both sides for jumpers with more than five contacts.

#### Commoning




Custom jumpers are created by breaking and removing jumper contacts (2000, 2001, 2002, 2004 Series).




Marking with a felt-tip pen.

#### Commoning

Subject to changes. Please also observe the further product documentation!




Stepping down via push-in type jumper bar.



Stepping down via push-in type jumper bar:


Commoning via closed terminal side with end plate allows jumpering over two cross-section sizes, e.g., from 16 mm<sup>2</sup> (6 AWG) to 6 mm<sup>2</sup> (10 AWG) or from 6 mm<sup>2</sup> (10 AWG) to 2.5 mm<sup>2</sup> (14 AWG) (see illustration above).



Stepping down via push-in type jumper bar:

Commoning via open terminal side with end plate allows jumpering over two cross-section sizes for 16 mm<sup>2</sup> (6 AWG) and 10 mm<sup>2</sup> (8 AWG) and one cross-section size for 6/4/2.5 mm<sup>2</sup> (10/12/14 AWG). An example: from 16 mm<sup>2</sup> (6 AWG) to 6 mm<sup>2</sup> (10 AWG) (see illustration above) or from 10 mm<sup>2</sup> (8 AWG) to 4 mm<sup>2</sup> (12 AWG).

Subject to changes. Please also observe the further product documentation!



**Note:**

The total current of the outgoing circuits must not exceed the nominal current of the step-down jumper/push-in type jumper bar.

**Product family**

**TOPJOB® S**

TOPJOB® S: In various industrial applications and modern building installations, WAGO's wide and versatile range of rail-mount terminal blocks provides more than just reliable electrical connections.

[Show all products from the family](#)

Subject to changes. Please also observe the further product documentation!