

# GROUND LIGHTS SPECIFICATION SHEET



**COLLINGWOOD**  
LIGHTING

01604 495 151  
collingwoodlighting.com

/collingwoodlighting

/collingwoodlighting

collingwoodled

## GL100

Up to 2W, 14lm mini domed stainless steel marker light

### FEATURES

IK rating	IK07
IP rating	IP68
Colour flexibility	Fixed colour
Walk Over / Drive Over	Walk over
Input	350mA / 700mA
LED Lifetime	70,000h L70 B10
CRI	>80Ra
SDCM	3SDCM

### INSTALLATION INFORMATION

Cut Out Size	Ø 33mm
Bathroom zone	0
Construction Material	Stainless steel (316)
Weight	221g
Maximum ambient temperature	35°C
Electric Class [1, 2, 3]	3

### GUARANTEE / WARRANTY

7 year extended warranty

### FEATURES & BENEFITS

Walk over - perfect for foot traffic areas such as paths and steps

Marine-grade Stainless Steel 316

IP68 rated

Long-lifetime of 70,000hrs

Low power consumption of 1-2W

7-year warranty

### WIRING INFORMATION

Cable / Flying Lead	1m (H05RN-F) rubberised cable (outside diameter: 6mm)
Type of Wiring Required	Series

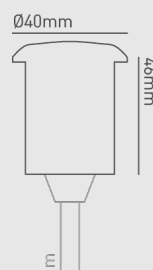
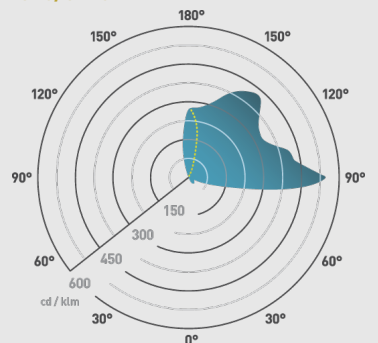
### LED DRIVERS

Product code	Input	SELV	Dimming	Bathroom zone	Min	Max
PLR/350 1-5	220-240V	Yes	No	0	1	5
PLD UNI-DRIVE 350MA	N/A	Yes	Yes (1-10V)	2	1	10
PLU/700 3-9	N/A	Yes	No	1	3	9

### ACCESSORIES

JB2 / JB4 / JB6	IP68 Boxes	Sold Separately
TUBE332	Installation tube	Sold Separately
PDC/GRID DIMMER	Grid dimmer kit for multiple fitting types	Sold Separately

Beam angles: **C0/C180**  
**C90/C270**



# GROUND LIGHTS SPECIFICATION SHEET


## PHOTOMETRICS @ 25°C


Product code	Feature l	Wattage	Colour	Beam angle	350mA		700mA		lx @ 1m
					lm	lm/W	lm	lm/W	
GL100DX1X27	1 window	1W (350mA) 2W (700mA)	2700K	75°	2	2	3	2	
GL100DX1X30	1 window	1W (350mA) 2W (700mA)	3000K	75°	2	2	4	2	
GL100DX1X40	1 window	1W (350mA) 2W (700mA)	4000K	75°	3	3	4	2	
GL100DX2127	2 windows, 1 direction	1W (350mA) 2W (700mA)	2700K	75°	4	4	6	3	
GL100DX2130	2 windows, 1 direction	1W (350mA) 2W (700mA)	3000K	75°	4	4	8	4	
GL100DX2140	2 windows, 1 direction	1W (350mA) 2W (700mA)	4000K	75°	6	6	7	4	
GL100DX2227	2 windows, 2 directions	1W (350mA) 2W (700mA)	2700K	75°	4	4	6	3	
GL100DX2230	2 windows, 2 directions	1W (350mA) 2W (700mA)	3000K	75°	4	4	8	4	
GL100DX2240	2 windows, 2 directions	1W (350mA) 2W (700mA)	4000K	75°	6	6	7	4	
GL100DX3X27	3 windows	1W (350mA) 2W (700mA)	2700K	75°	6	6	9	5	
GL100DX3X30	3 windows	1W (350mA) 2W (700mA)	3000K	75°	6	6	12	6	
GL100DX3X40	3 windows	1W (350mA) 2W (700mA)	4000K	75°	9	9	11	5	
GL100DX4X27	4 windows	1W (350mA) 2W (700mA)	2700K	75°	8	8	12	6	
GL100DX4X30	4 windows	1W (350mA) 2W (700mA)	3000K	75°	8	8	14	7	
GL100DX4X40	4 windows	1W (350mA) 2W (700mA)	4000K	75°	12	12	14	7	
GL100AX1X27	1 window	1W (350mA) 2W (700mA)	2700K	75°	2	2	3	2	
GL100AX1X30	1 window	1W (350mA) 2W (700mA)	3000K	75°	2	2	4	2	
GL100AX2127	2 windows, 1 direction	1W (350mA) 2W (700mA)	2700K	75°	4	4	6	3	
GL100AX2130	2 windows, 1 direction	1W (350mA) 2W (700mA)	3000K	75°	4	4	8	4	
GL100AX2227	2 windows, 2 directions	1W (350mA) 2W (700mA)	2700K	75°	4	4	6	3	4
GL100AX2230	2 windows, 2 directions	1W (350mA) 2W (700mA)	3000K	75°	4	4	8	4	
GL100AX3X27	3 windows	1W (350mA) 2W (700mA)	2700K	75°	6	6	9	5	
GL100AX3X30	3 windows	1W (350mA) 2W (700mA)	3000K	75°	6	6	12	6	
GL100AX4X27	4 windows	1W (350mA) 2W (700mA)	2700K	75°	8	8	12	6	
GL100AX4X30	4 windows	1W (350mA) 2W (700mA)	3000K	75°	8	8	14	7	




**COLLINGWOOD**  
LIGHTING

01604 495 151  
collingwoodlighting.com

 /collingwoodlighting

 /collingwoodlighting

 collingwoodled

### GL100

The GL100 creates a grazing light effect from a domed, marine-grade stainless steel 316 housing. This product is available in five different window styles and three colour temperatures to suit a wide range of applications. This is ideal for providing low-glare, decorative illumination of pathways, decking and steps.