

# GROUND LIGHTS SPECIFICATION SHEET



## GL200

5.7W, 40lm, domed ground light

### FEATURES

<b>IK rating</b>	IK10
<b>IP rating</b>	IP67
<b>Colour flexibility</b>	Fixed colour
<b>Walk Over / Drive Over</b>	Drive over (15mph maximum)
<b>Input</b>	220-240V 50/60Hz
<b>LED Lifetime</b>	70,000h L70 B10
<b>CRI</b>	>80Ra
<b>SDCM</b>	3SDCM

### INSTALLATION INFORMATION

<b>Cut Out Size</b>	Ø 65mm
<b>Bathroom zone</b>	2
<b>Inrush Current</b>	31A 0.12ms
<b>Construction Material</b>	Stainless steel (316)
<b>Weight</b>	960g
<b>Maximum ambient temperature</b>	35°C
<b>SELV</b>	Yes
<b>Electric Class (1, 2, 3)</b>	1

### PHOTOMETRICS @ 25°C

Product code	Feature l	Wattage	Colour	Beam angle	lm	lm/W
GL200DX1X27	1 window	5.7W	2700K	90°	10	2
GL200DX1X30	1 window	5.7W	3000K	90°	10	2
GL200DX1X40	1 window	5.7W	4000K	90°	10	2
GL200DX2127	2 windows, 1 direction	5.7W	2700K	90°	20	4
GL200DX2130	2 windows, 1 direction	5.7W	3000K	90°	20	4
GL200DX2140	2 windows, 1 direction	5.7W	4000K	90°	20	4
GL200DX2227	2 windows, 2 directions	5.7W	2700K	90°	20	4
GL200DX2230	2 windows, 2 directions	5.7W	3000K	90°	20	4
GL200DX2240	2 windows, 2 directions	5.7W	4000K	90°	20	4
GL200DX3X27	3 windows	5.7W	2700K	90°	30	5
GL200DX3X30	3 windows	5.7W	3000K	90°	30	5
GL200DX3X40	3 windows	5.7W	4000K	90°	30	5
GL200DX4X27	4 windows	5.7W	2700K	90°	40	7
GL200DX4X30	4 windows	5.7W	3000K	90°	40	7
GL200DX4X40	4 windows	5.7W	4000K	90°	40	7

### WIRING INFORMATION

<b>Cable / Flying Lead</b>	3m H05RN-F rubberised cable (outside diameter: 7mm)
<b>Type of Wiring Required</b>	Parallel

### LED DRIVER

Product code	Input	SELV	Dimming	Bathroom zone	Min	Max
N/A (integrated SELV driver)	220-240V	Yes	No	2	-	-



**COLLINGWOOD**  
LIGHTING

01604 495 151  
collingwoodlighting.com

/collingwoodlighting

/collingwoodlighting

collingwoodled

### GUARANTEE / WARRANTY

7 year extended warranty

### FEATURES & BENEFITS

Straight to mains

Large diameter

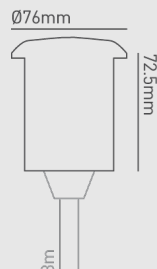
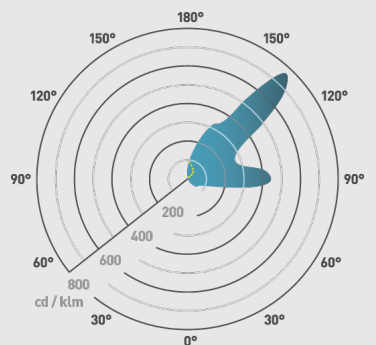
Drive over up to 18kN (approx. a 7 ton vehicle) - use with TUBE/68

Marine grade stainless steel 316

Long lifetime of 70,000hrs

7 year warranty

### Beam angle:



# GROUND LIGHTS SPECIFICATION SHEET

---


## ACCESSORIES


TUBE/68	Installation tube
JB5	Gel filled waterproof connector
WC 5-9	Quick waterproof connector




**COLLINGWOOD**  
LIGHTING

01604 495 151  
[collingwoodlighting.com](http://collingwoodlighting.com)

 /collingwoodlighting

 /collingwoodlighting

 collingwoodled

---

## GL200

The GL200 creates a grazing light effect from a domed, marine-grade stainless steel 316 housing. This product is available in five different window styles and three colour temperatures to suit a wide range of applications. This is ideal for providing low-glare illumination for decorative effect and safe navigation of driveways and car parks.