

WALL LIGHTS

Wall Light REC Eye Design R

PROLED®



- The PROLED WALL LIGHT REC EYE DESIGN series is designed for wall or ceiling integration and offers various design possibilities in architectural illumination.
- dimmable and controllable via DMX 512, DALI, KNX, 1-10 V, CASAMBI, RF by MULTI power supplies or PRO CONTROLLER
 - incl. mounting sleeve (standard German in-wall mounting box 68 mm)

> EULUMDAT/IES information

TECHNICAL DATA

IP classification:	IP65 (for outdoor use)
Power source:	24 VDC
Housing:	stainless steel 316 or powder coated white (RAL 9003)
Mounting sleeve:	standard German in-wall mounting box 68 mm
Electrical connection:	1x cable 0,5 m H05RN-F 2x 1,0 mm² to open wires
Average lifetime:	50.000 h at L80/B10
Operating temperature range:	-10° C till +45° C





PHOTOMETRIC DATA

LED type:	OSRAM 1 Watt high power
Luminous flux:	white 50 Lumen warm white 50 Lumen
Colour temperature:	white 6500 K warm white 3000 K

CRI:	white 70 warm white 80
Beam angle:	45°


Due to conditions of production photometric data can vary from production batch to production batch within the EU directive.

PRODUCT TYPES

order code	colour	housing	LED pcs	LED power	power consumption*	weight	EEL	
L17224RD	white	stainless steel	1	1 Watt	1,5 Watt	0,5 kg	A	
L17224RDW	white	white	1	1 Watt	1,5 Watt	0,5 kg	A	
L17226RD	warm white	stainless steel	1	1 Watt	1,5 Watt	0,5 kg	A	
L17226RDW	warm white	white	1	1 Watt	1,5 Watt	0,5 kg	A	

*Actual power consumption

ACCESSORIES

product description	
	PVC standard German in-wall mounting box 68 mm »

© MBN GmbH

