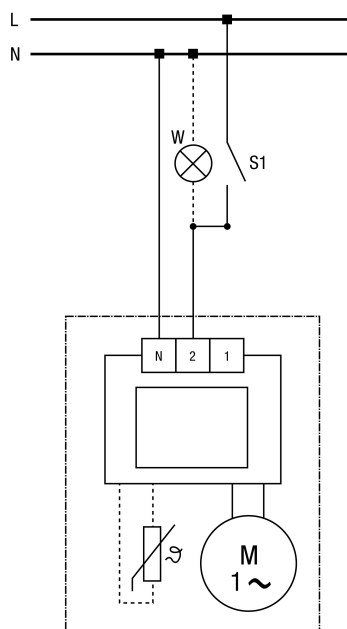


WIRING DIAGRAM

ECA 100 ipro K



ECA 100 ipro, ECA 100 ipro K - Level 1 (78 m³/h)

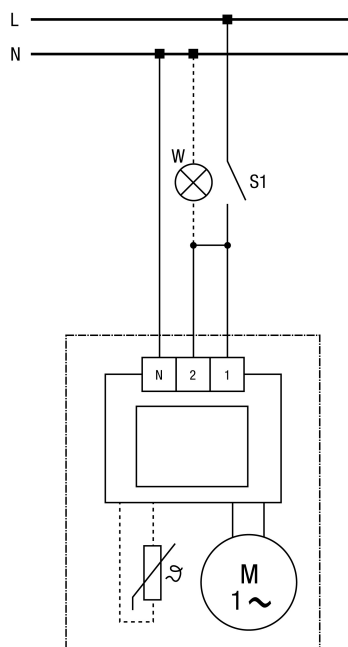


WIRING DIAGRAM

ECA 100 ipro K



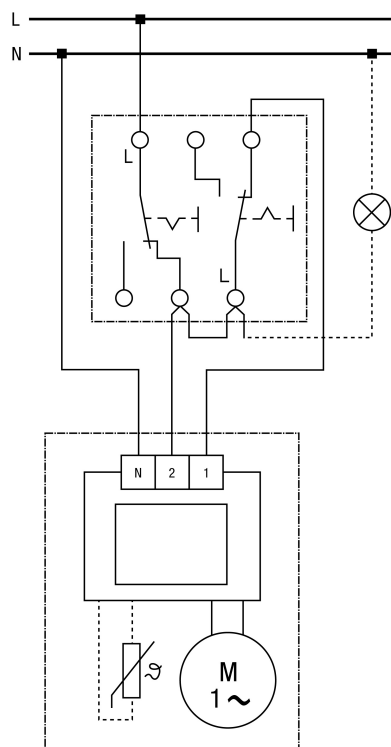
ECA 100 ipro, ECA 100 ipro K - Level 2 (92 m³/h)



WIRING DIAGRAM

ECA 100 ipro K

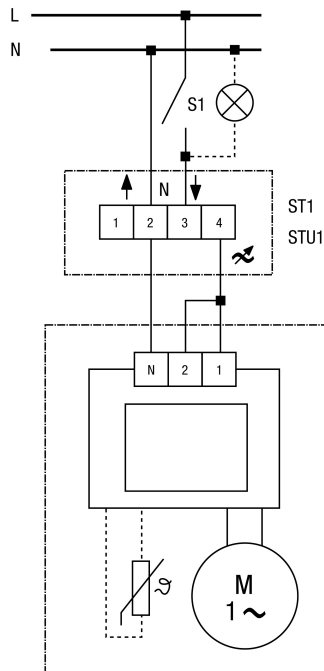
ECA 100 ipro, ECA 100 ipro K - Connection with a double switch



WIRING DIAGRAM

ECA 100 ipro K

ECA 100 ipro, ECA 100 ipro K with ST1/STU 1 speed controller



S1 - Switch: On / Off

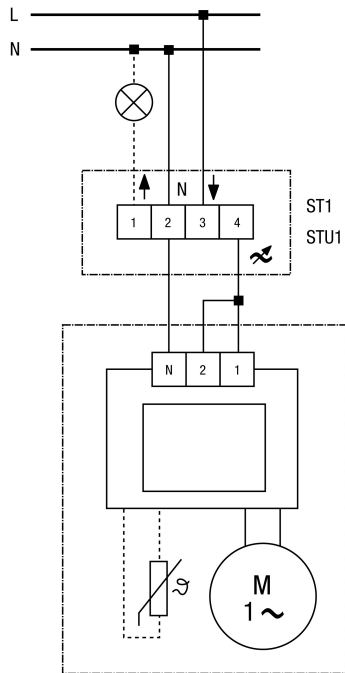
ST 1 - Speed controller (AP)

STU 1 - Speed controller (UP)

WIRING DIAGRAM

ECA 100 ipro K

ECA 100 ipro, ECA 100 ipro K with ST1/STU 1 speed controller



ST 1 - Speed controller (AP)
STU 1 - Speed controller (UP)